

**DO NOT SCALE**

**LEGEND**

- PROPOSED DCO ORDER LIMITS
- GAS PIPELINE ALIGNMENT
- GAS AGI SURFACE WATER DRAIN

**POWER STATION SITE**

ITEM	DESCRIPTION
1	GAS TURBINE BUILDING
2	BYPASS STACK
3	HRSG BUILDING AND MAIN STACK
4	TRANSFORMER AREA
5	POWER CONTROL CENTRES
6	FEEDWATER PUMPHOUSE
7	FUEL GAS STATION MAIN
8	MAIN PIPE RACK
9	GAS RECEIVING FACILITY
10	GAS COMPRESSOR BUILDING
11	GAS INSULATED SWITCH GEAR
12	REINSTATED SLUDGE LAGOONS
13	BATTERY ENERGY STORAGE FACILITY
14	TURBINE OUTAGE STORE (TOS) BUILDING
15	CONNECTION POINT TO 400KV SUBSTATION FOR NEW UNITS
16	FLOOD MITIGATION CHANNEL

**GAS ABOVE GROUND INSTALLATION (AGI)**

ITEM	DESCRIPTION
17	AGI (MINIMUM OFFTAKE CONNECTION) (NATIONAL GRID)
18	AGI (DRAX FACILITY)

**TRAFFIC MANAGEMENT**

ITEM	DESCRIPTION
19	TEMPORARY PASSING PLACE FOR GAS AGI CONSTRUCTION TRAFFIC

**Infrastructure Planning (Applications: Prescribed Forms and Procedure) Regulations 2009 - Regulation 5(2) (o)**

NO	DATE	BY	DESCRIPTION	CHK	APP
04	23/10/2018	SP	Fourth issue submitted for Examination Deadline 3	RM	BS
03	25/10/2018	SP	Third issue submitted for Examination Deadline 2	RM	BS
02	29/06/2018	SPS	Second issue to include comments prior to examination	RM	BS
01	27/04/2018	SPS	First issue	RM	BS

**SUBMISSION FOR REFERENCE**

Westbrook Mills, Borough Road, Godalming, GU7 2AZ, UK  
T: +44 (0) 1483 520 400, F: +44 (0) 1483 520 999  
wsp.com

**PROJECT:** The Drax Power (Generating Stations) Order

**TITLE:** Application Document Reference 2.5B  
Single Unit Option  
Indicative Plant Layout  
Key Plan - Sheet 1 of 9

SCALE: 1:5000	DRAWN: R. MAMIN	APPROVED: B. SIBTHORP
PROJECT NO: 70037047	DESIGNED: B. SIBTHORP	DATE: 22/11/2018

70037047-2.5B-IPL - SHEET 1 04

© WSP UK Ltd

B:\Projects\2018\04\70037047\2.5B-IPL\2.5B-IPL-Key Plan - Sheet 1 of 9.dwg  
 22/11/2018 10:00:00  
 R. MAMIN  
 B. SIBTHORP



DO NOT SCALE

LEGEND  
— PROPOSED DCO ORDER LIMITS

POWER STATION SITE

ITEM	DESCRIPTION
1	GAS TURBINE BUILDING
2	BYPASS STACK
3	HRSG BUILDING AND MAIN STACK
4	TRANSFORMER AREA
5	POWER CONTROL CENTRES
6	FEEDWATER PUMPHOUSE
7	FUEL GAS STATION MAIN
8	MAIN PIPE RACK
9	GAS RECEIVING FACILITY
10	GAS COMPRESSOR BUILDING
11	GAS INSULATED SWITCH GEAR
12	REINSTATED SLUDGE LAGOONS
13	BATTERY ENERGY STORAGE FACILITY
14	TURBINE OUTAGE STORE (TOS) BUILDING
15	CONNECTION POINT TO 400KV SUBSTATION FOR NEW UNITS
16	FLOOD MITIGATION CHANNEL



Infrastructure Planning (Applications: Prescribed Forms and Procedure) Regulations 2009 - Regulation 5(2) (a)

ID	DATE	BY	DESCRIPTION	CHK	APP
01	23/10/2018	SP	First Issue Submitted for Examination Deadline 1	RM	BS
02	25/10/2018	SP	Second Issue Submitted for Examination Deadline 2	RM	BS
03	27/04/2018	SPS	First Issue	RM	BS

DRAWING STATUS: SUBMISSION FOR REFERENCE

The Drax Power (Generating Stations) Order

Application Document Reference 2.5B  
Single Unit Option  
Indicative Plant Layout  
- North of Site - Sheet 2 of 9

SCALE: 1:750	CHECKED: R.MAKIN	APPROVED: B.SIBTHORP
PROJECT NO: 70037047	DESIGNED BY: B.SIBTHORP	DATE: 22/12/2018

70037047-2.5B-IPL - SHEET 2 03

© WSP UK Ltd

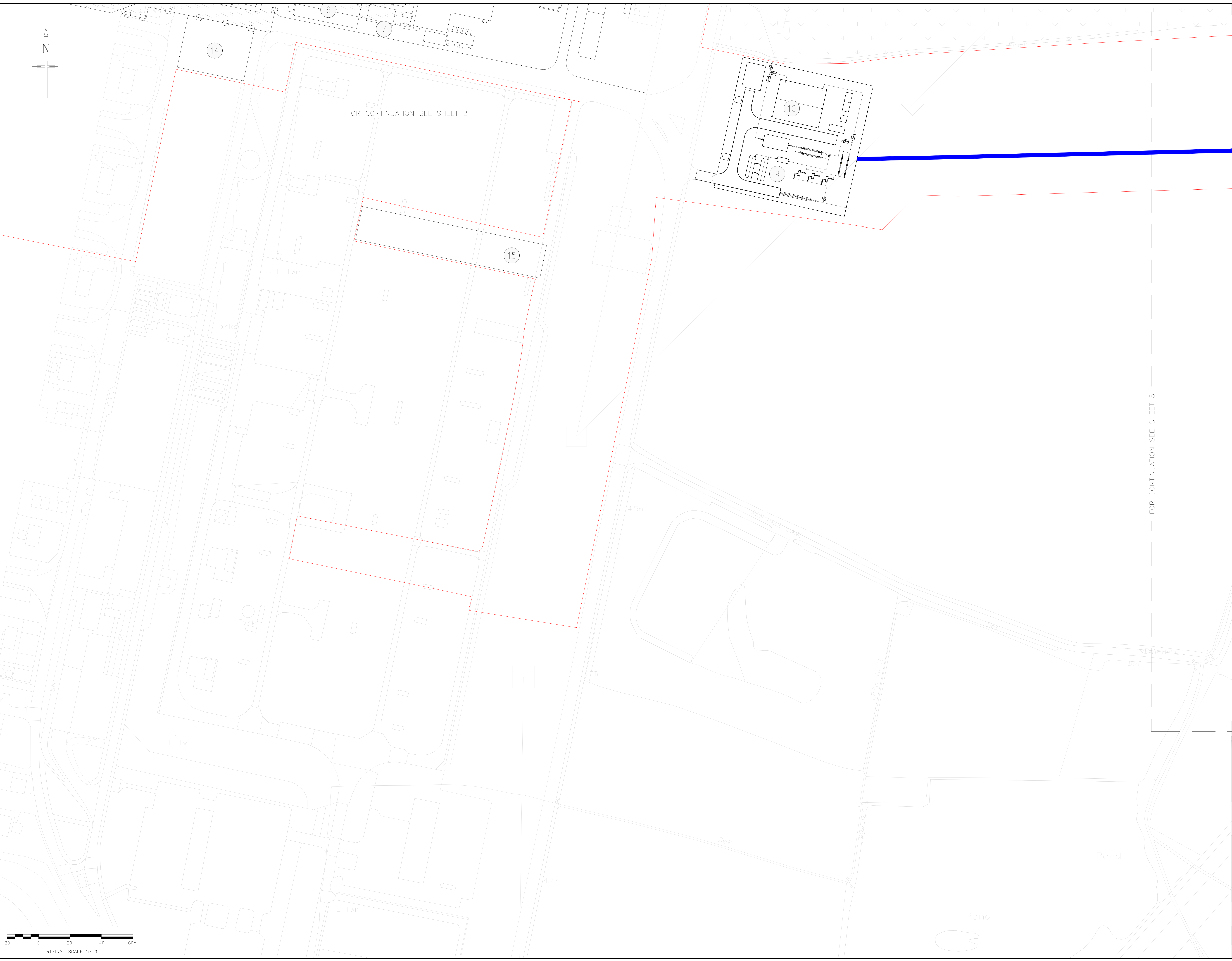


DO NOT SCALE

- LEGEND
- PROPOSED DCO ORDER LIMITS
  - GAS PIPELINE ALIGNMENT

POWER STATION SITE

ITEM	DESCRIPTION
1	GAS TURBINE BUILDING
2	BYPASS STACK
3	HRSG BUILDING AND MAIN STACK
4	TRANSFORMER AREA
5	POWER CONTROL CENTRES
6	FEEDWATER PUMPHOUSE
7	FUEL GAS STATION MAIN
8	MAIN PIPE RACK
9	GAS RECEIVING FACILITY
10	GAS COMPRESSOR BUILDING
11	GAS INSULATED SWITCH GEAR
12	REINSTATED SLUDGE LAGOONS
13	BATTERY ENERGY STORAGE FACILITY
14	TURBINE OUTAGE STORE (TOS) BUILDING
15	CONNECTION POINT TO 400KV SUBSTATION FOR NEW UNITS
16	FLOOD MITIGATION CHANNEL



Infrastructure Planning (Applications: Prescribed Forms and Procedure) Regulations 2009 - Regulation 5(2) (a)

ID	DATE	BY	DESCRIPTION	CHK	APP
01	22/11/2018	SPS	First Issue	RM	BS
02	22/11/2018	SPS	First Issue	RM	BS

ISSUING STATUS: SUBMISSION FOR REFERENCE



Westbrook Mills, Borough Road, Godalming, GU7 2AZ, UK  
T: +44 (0) 1483 528 400, F: +44 (0) 1483 528 889  
wsp.com



CLIENT: The Drax Power (Generating Stations) Order

PROJECT: Application Document Reference 2.5B  
Single Unit Option  
Indicative Plant Layout  
- Centre of Site - Sheet 3 of 9

SCALE	DRAWN	CHECKED	APPROVED
1:750	R.MAKIN	B.SITHORP	B.SITHORP

PROJECT NO.	ISSUED	DATE
70037047	B.SITHORP / S.SPINKS	22/11/2018

70037047-2.5B-IPL - SHEET 3 02  
© WSP UK Ltd



SITE RECONFIGURATION  
WORKS NO LONGER PART OF  
PROPOSED SCHEME. DETAIL  
REMOVED FROM SHEET

Infrastructure Planning (Applications: Prescribed Forms and Procedure) Regulations 2009 - Regulation 5(2) (a)

ID	25/10/2018	SP	Second Issue Submitted for Examination Deadline 2	RM	BS
PI	25/04/2018	SPS	First Issue	RM	BS
REV	DATE	BY	DESCRIPTION	CHK	APP

DRAWING STATUS: SUBMISSION FOR REFERENCE



Westbrook Mills, Borough Road, Godalming, GU7 2AZ, UK  
T: +44 (0) 1463 520 400 F: +44 (0) 1463 520 889  
wsp.com



PROJECT: The Drax Power (Generating Stations) Order

TITLE: Application Document Reference 2.5B  
Single Unit Option  
Indicative Plant Layout  
- South of Site - Sheet 4 of 9


SCALE @ A0:	1:750	CHECKED:	R. MCKIN	APPROVED:	B. SIBTHORP
PROJECT NO:	70037047	DESIGNED:	B. SIBTHORP	DATE:	25/10/2018

DRAWING NO:	70037047-2.5B-IPL - SHEET 4	REV:	02
-------------	-----------------------------	------	----

04/10/2018 10:00:00 AM C:\Users\james.mckin\Documents\70037047\2.5B-IPL - SHEET 4.dwg

DO NOT SCALE

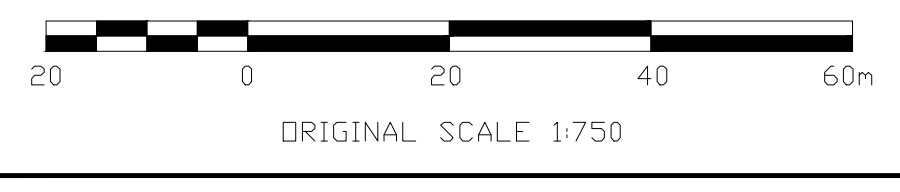

LEGEND  
— PROPOSED DCO ORDER LIMITS  
— GAS PIPELINE ALIGNMENT



FOR CONTINUATION SEE SHEET 2

FOR CONTINUATION SEE SHEET 3

FOR CONTINUATION SEE SHEET 6



Infrastructure Planning (Applications: Prescribed Forms and Procedure) Regulations 2009 - Regulation 5(2) (a)

REV	DATE	BY	DESCRIPTION	CHK	APP
01	25/02/18	SPS	First Issue	RM	BS
02	25/10/18	SP	Second Issue Submitted for Examination Deadline 2	RM	BS

DRAWING STATUS: SUBMISSION FOR REFERENCE



Westbrook Mills, Borough Road, Godalming, GU7 2AZ, UK  
T: +44 (0) 1483 520 400, F: +44 (0) 1483 520 889  
wsp.com



PROJECT: The Drax Power (Generating Stations) Order

TITLE: Application Document Reference 2.5B  
Single Unit Option  
Indicative Plant Layout  
- Gas Pipeline Route - Sheet 5 of 9

SCALE: AS SHOWN	1:750	CHECKED: R.MKIN	APPROVED: B.SIBTHORP
PROJECT NO:	70037047	DESIGNED: B.SIBTHORP	DATE: 25/10/2018

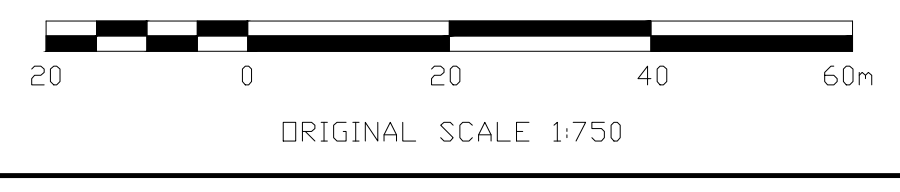

70037047-2.5B-IPL - SHEET 5 02

© WSP UK Ltd



DO NOT SCALE

- LEGEND
- PROPOSED DCO ORDER LIMITS
  - GAS PIPELINE ALIGNMENT



Infrastructure Planning (Applications: Prescribed Forms and Procedure) Regulations 2009 - Regulation 5(2) (a)

REV	DATE	BY	DESCRIPTION	CHK	APP
01	27/04/2018	SPS	Final Issue	RM	BS

DRAWING STATUS: SUBMISSION FOR REFERENCE

Westbrook Mills, Borough Road, Godalming, GU7 2AZ, UK  
 T: +44 (0) 1463 520 400 F: +44 (0) 1463 520 889  
 wsp.com

CLIENT:

PROJECT:  
The Drax Power (Generating Stations) Order


TITLE:  
Application Document Reference 2.5B  
Single Unit Option  
Indicative Plant Layout  
- Gas Pipeline Route - Sheet 6 of 9

SCALE: A3	1:750	CHECKED:	R. MCKIN	APPROVED:	B. SETHCORP
PROJECT NO:	70037047	DESIGNED:	B. SETHCORP	DATE:	27/04/2018
DRAWING NO:	70037047-2.5B-IPL - SHEET 6	REV:			01

© WSP UK Ltd

DO NOT SCALE

LEGEND  
— PROPOSED DCO ORDER LIMITS  
— GAS PIPELINE ALIGNMENT



FOR CONTINUATION SEE SHEET 6

FOR CONTINUATION SEE SHEET 8

Infrastructure Planning (Applications: Prescribed Forms and Procedure) Regulations 2009 - Regulation 5(2) (a)

REV	DATE	BY	DESCRIPTION	CHK	APP
01	27/04/2018	SPS	Final Issue	RM	BS

DRAWING STATUS: SUBMISSION FOR REFERENCE



Westbrook Mills, Borough Road, Godalming, GU7 2AZ, UK  
T: +44 (0) 1483 520 400 F: +44 (0) 1483 520 889  
wsp.com



CLIENT: The Drax Power (Generating Stations) Order

PROJECT: Application Document Reference 2.5B  
Single Unit Option  
Indicative Plant Layout  
- Gas Pipeline Route - SHEET 7 of 9

SCALE: A3 1:750	CHECKED: R.MKIN	APPROVED: B.SIBTHORP
PROJECT NO: 70037047	DESIGNED BY: B.SIBTHORP	DATE: 27/04/2018

DRAWING NO: 70037047-2.5B-IPL - SHEET 7 REV: 01

© WSP UK Ltd


20 0 20 40 60m  
ORIGINAL SCALE 1:750

04/18/2018 10:00:00 AM C:\Users\j\Documents\70037047-2.5B-IPL - SHEET 7.dwg









DO NOT SCALE

LEGEND  
— PROPOSED DCO ORDER LIMITS

TRAFFIC MANAGEMENT

ITEM	DESCRIPTION
19	TEMPORARY PASSING PLACE FOR GAS AGI CONSTRUCTION TRAFFIC

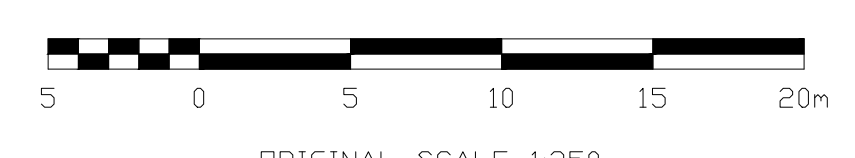
Drain

1.22m RL

4.0m

19

Def



ORIGINAL SCALE 1:250

Infrastructure Planning (Applications: Prescribed Forms and Procedure) Regulations 2009 - Regulation 5(2) (e)

REV	DATE	BY	DESCRIPTION	CHK	APP
01	27/04/2018	SPS	Final Issue	RM	BS

COVERING STATUS  
SUBMISSION FOR REFERENCE



Westbrook Mills, Borough Road, Godalming, GU7 2AZ, UK  
T: +44 (0) 1463 520 400, F: +44 (0) 1463 520 889  
wsp.com



The Drax Power  
(Generating Stations) Order

Application Document Reference 2.5B  
Single Unit Option  
Indicative Plant Layout  
- Passing Place - Sheet 9 of 9

SCALE @	DRAWN	CHECKED	APPROVED
1:250	B. SIBTHORP	R. MUMIN	B. SIBTHORP

PROJECT NO.	ISSUED	OWNER	DATE
70037047	B. SIBTHORP	S. SPINKS	27/04/2018

DRAWING NO.	REV.
70037047-2.5B-IPL - SHEET 9	01

© WSP UK Ltd